



Taylex
WASTEWATER

Wastewater Specification Guide



Taylex

WASTEWATER

**Wastewater Recycling Systems for
Australian & New Zealand homes
that protect your family and our
environment.**


**Taylex Systems produce the highest quality
effluent for the safest and best environmental
outcomes.**

Concrete or Poly?	1
Trust Taylex	2
How does my Wastewater Treatment System work?	3
Emergency Storage	5
Our Range of Invert Levels	6
ABS Advanced Secondary	7
ABSNR Advanced Secondary with Nutrient Reduction	9
ABS Treatment Systems 10EP+	11
Summary of Results + Approvals	13
Maxi Septic System	14
Servicing	15
Warranty	16

Concrete or Poly?

Both the Taylex concrete and polymer wastewater treatment systems are six stage Advanced Secondary Wastewater treatment systems that exceed the national standards and are certified in all Australian states and territories. So why have both options available if they essentially do the same thing?

Our concrete Secondary Wastewater Treatment Systems are suited to 90% of all domestic installations. Taylex Polymer Tanks are designed to accommodate site conditions where it is not possible to crane in a concrete treatment system e.g. steep terrain. Our unique polymer mould cleverly uses 'Sandwich closed-cell foam polymer' to mould the compartment walls in one piece. There are no joins or glued-in compartments and all partitions extend to the lid of the tank, so you can enjoy the same peace of mind as if you had a Taylex concrete system.





Trust Taylex

Welcome to Taylex, an Australian family-owned company founded in 1969. We have over 80 employees and over 90 trained wastewater specialists who market, install and service our range nationally in Australia and New Zealand. Post installation, we have a network of over 300 trained Service Technicians to provide the ongoing care and maintenance for your system.

We manufacture a range of products for Wastewater, Rainwater and Stormwater, we also offer Servicing for our wastewater systems. Taylex was the first company to manufacture Home Sewage Treatment Systems in Australia and we continue to be leaders in our field.

Expertise

With over 50 years of experience, building our reputation, Taylex is a trusted voice in the wastewater industry. We work closely with the national manufacturers association and governing bodies to lobby for more stringent wastewater regulations to ensure the highest level of treatment is met and to provide you with the best results possible.

Integrity

We honour warranties. We stand behind our products, for their lifetime, no questions, no fine print. We are an Australian owned and made family business. We are passionate about producing quality products that work. We take care of our staff. We value the environment and human health.

Flexibility

Taylex has a system that will work for you. In difficult terrain or soil, for the size of your house and slope of your block, Taylex systems are adaptable, we are eager to work with you and become part of the solution.

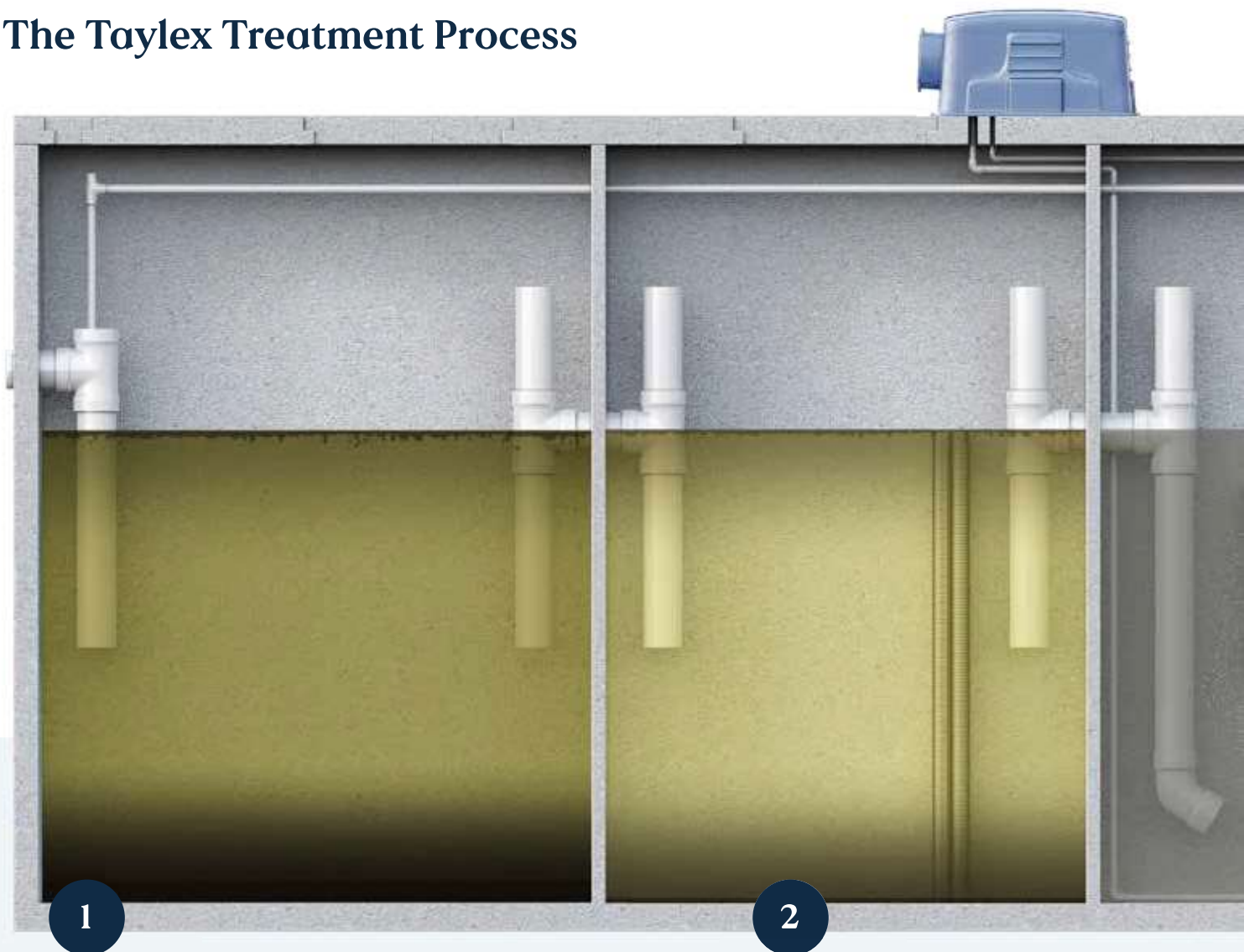
Innovation

Taylex is at the cutting edge of environmentally sound wastewater treatment that is healthy for your family and the environment. We are constantly testing and improving our systems to not only provide unparalleled quality and unmatched results, but to ensure the most stringent safety standards are met. We are constantly striving to improve and perfect.

Functionality

Our Systems work! Taylex use Monolithic, single piece moulds meaning no deteriorating seals or weak post-joined walls, which could expose your family to catastrophic failure of your system. There's no skimping on parts from the biggest pump down to the smallest seal. Our systems are designed and engineered to last as long as your home.

The Taylex Treatment Process



1



Primary Chamber

The first stop for your household wastewater is in the 'Primary Chamber'. Here solids will naturally sink to the bottom and fats and oils will naturally float to the top, leaving a clearer "Supernatant Zone" in the middle. This zone will transfer to the next stage of treatment.



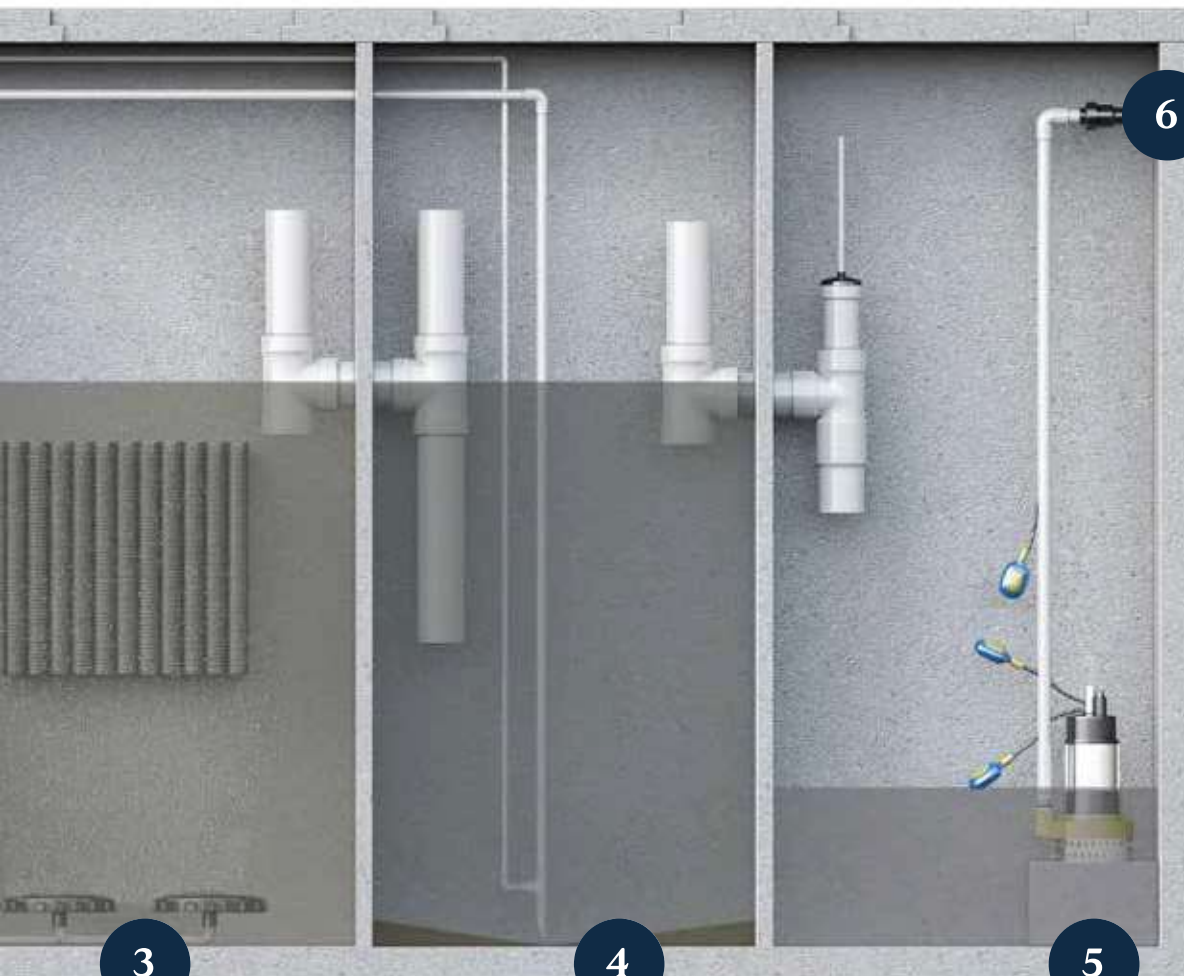
Watch our video to see it in action!

2



Secondary Chamber

Next is the 'Secondary Chamber'. Further settling happens here. Again, water from the middle flows onto the next stage, there is an additional "Bio-Mass" block in this chamber to assist with the separation of solids. In a traditional Septic System, this is where the journey would end and effluent would now be pumped onto your property and into our environment, relying on sand or soil to do the rest. With a Taylex Wastewater Treatment System, there are still four more steps to produce clean, clear, safe water for your yard.



6

Irrigation Pump

Lastly, when the Disinfection Chamber fills up, your dependable irrigation pump automatically switches on to send your water out to do its job in your yard. Crystal clear water irrigates your designated area and returns safely to nature, contributing to a healthy water cycle.

3



Aeration Chamber

The 'Aeration Chamber' is next up. This is where the magic happens. Your quiet, reliable, energy-efficient blower sends oxygen into the chamber in the form of tiny bubbles. These bubbles pass through a specially designed structure called "Bio-Mass". Bio Mass is purpose designed to trap the air bubbles to feed naturally occurring 'Aerobic bacteria'. These microscopic Eco-Warriors are now hard at work, chomping through most of the remaining organic matter, polishing the water, and eliminating odour.

4



Clarification Chamber

Step four is in the 'Clarification Chamber'. More settling occurs here. Once settled to the bottom, this potent mix of Aerobic bacteria and fine particle solids are recirculated to the Primary Chamber to keep it healthy and working hard (not smelly).

5



Disinfection Chamber

The final step in the treatment process is the 'Disinfection Chamber'. The water gets a 'kiss' goodbye from our Chlorinator which removes any harmful bacteria, viruses and pathogens, using less chlorine per litre than your average swimming pool.

Emergency Storage

Taylex systems have the largest emergency storage buffers currently available on the market. In cases where surge loading events can't be avoided (like thunderstorms and power outages) your family has up to 3.9 days of storage (assuming a 1500L daily flow). That's 1,963 toilet flushes or 13 hours of shower time!






Taylex 1500 ABS systems are designed to process and treat 1,500L of wastewater.
Average wastewater generated per day:



150L / ONE PERSON



600L / FAMILY OF FOUR

	STANDARD	TALL 400	TALL 600	POLY
 Emergency Buffer Zone	3,440L	5,182L	5,890L	1,541L
 Days of Storage <small>Based on 1500L/day</small>	2.3	3.5	3.9	1
 Toilet Flushes	1,146	1,727	1,963	347
 Shower Time	7.6hr	11.5hr	13hr	2.3hr
 Washing Loads	22.9	34.5	39.2	6.9

It is important to note that where possible, Surge loading your system should be avoided as it may impact the operational efficiency of your system.

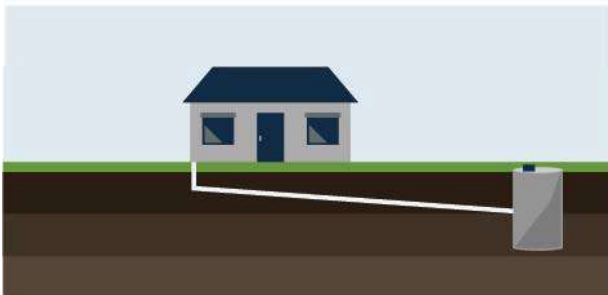
Our Range of Invert Levels

A ratio of 1:60 Fall must be met when installing any wastewater system. Factors that affect choice of invert level include, but are not limited to, size of the house, topography of the block, preferred location of the system. A riser can be added to facilitate invert when required.



ABS STANDARD

Invert Height	670mm
Total Drainage Run	Determined by slope gradient
Depth In Ground	2,200mm
Emergency Storage	3,440Ltr (2.3 days)



ABS TALL 400

Invert Height	1,070mm
Total Drainage Run	Up to 22m
Depth In Ground	2,600mm
Emergency Storage	5,182L (3.5 days)



ABS TALL 600

Invert Height	1,270mm
Total Drainage Run	Up to 40m
Depth In Ground	2,800mm
Emergency Storage	5,890L (3.9 days)



ABS TALL & RISER

- Depth In Ground Invert Height = Base system dimensions + dimensions of the riser/s.
- Total Drainage Run: 35m+
- Risers have no effect on emergency storage.
- Risers available in 600 (781kg), 800 (1,040kg) and 1000mm (1,300kg).

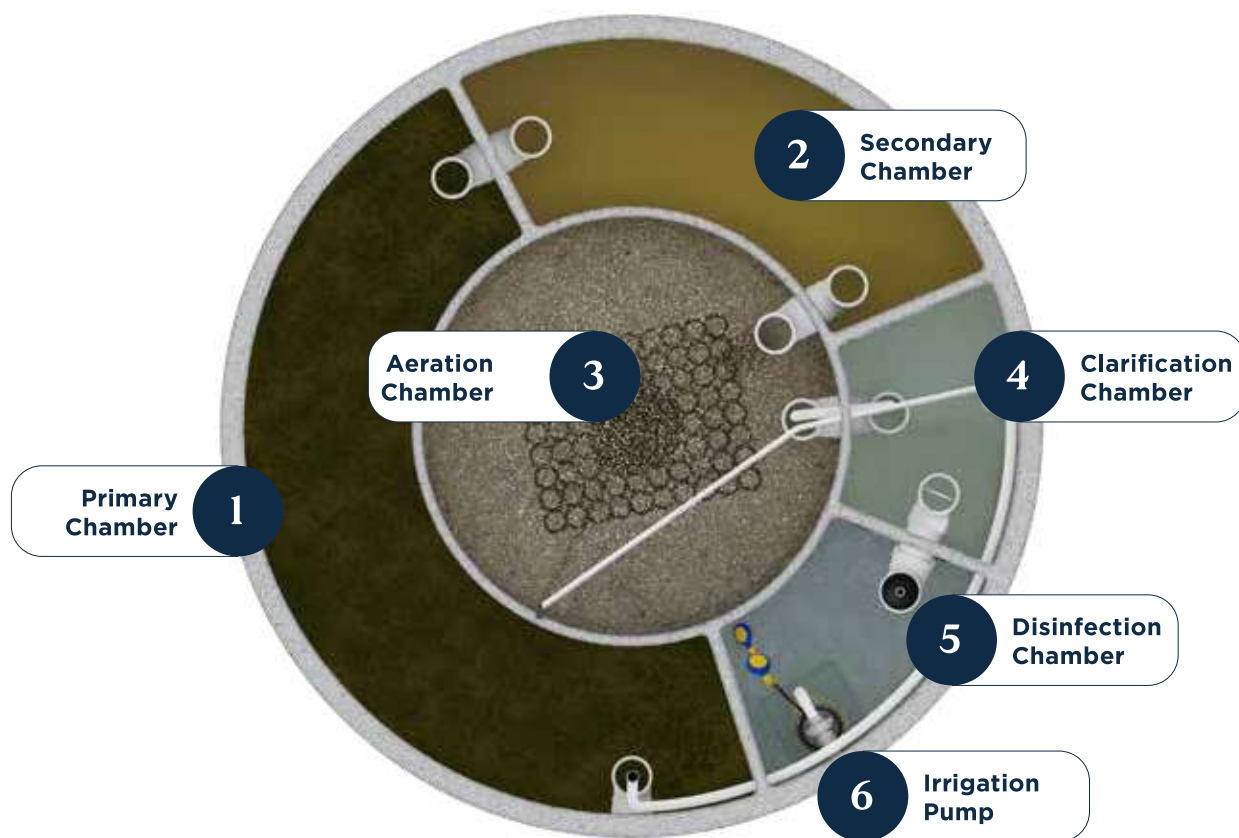


ABS POLY

Invert Height	500mm
Total Drainage Run	Determined by slope gradient
Depth In Ground	2,200mm
Emergency Storage	1,541 L (1 day)

ABS Advanced Secondary Treatment Systems up to 10EP

	ABS 1500 (10EP)		
TANK COMPLIANCE			
Tank Design & Testing (In Ground)	AS1546.1:2008		
Tank Design & Testing (Above Ground)	AS3735:2001		
EFFLUENT COMPLIANCE			
AS1546.3:2017			
	Required	Av. Results	% Reduction
Biochemical Oxygen Demand (BOD ⁵)	<10mg/l	1.5mg/l	99.59%
Total Suspended Solids (TSS)	<10mg/l	7.6mg/l	97.66%
E. Coli	<10cfu/100ml	1.4cfu/ml	99.99%
Total Nitrogen	N/A	N/A	N/A
Total Phosphorus	N/A	N/A	N/A
Free Available Chlorine (FAC)	N/A	1.05 mg/l	
Operating Temperature	Min. -2°C Max. 45°C		
TANK CAPACITY			
Poly	7,449L		
Concrete Standard	9,320L		
Concrete Tall 400	11,062L		
Concrete Tall 600	11,770L		
Operating Capacity	Concrete: 5,880L Poly: 5,908L		
EMERGENCY STORAGE			
Poly	1,541L		
Concrete Standard	3,440L		
Concrete Tall 400	5,182L		
Concrete Tall 600	5,890L		
Riser	No effect on emergency storage.		
SYSTEM CHAMBER CAPACITIES		CONCRETE 1500	POLY 1500
Primary Chamber		1,684L	1,646L
Secondary Chamber		842L	881L
Aeration Chamber		2,071L	2,053L
Clarifier Chamber		662L	663L
Irrigation Chamber		621L	665L
Maximum Hydraulic Loading Capacity		1,500L per day	1,500L per day
DESIGN PARAMETERS		PER DAY	PER PERSON/PER DAY
Daily Flow		1,500L/ 10EP	150L
Maximum Organic Loading (BOD ⁵)		700g	70g
Total Suspended Solids (TSS)		700g	70g
Total Nitrogen (TN)		150g	15g
Total Phosphorus(TP)		25g	2.5g
ELECTRICITY CONSUMPTION			
Kilowatt hours per day (kWh/d)	2.21		
Kilowatt hours per 1000L (kWh/1000L)	1.62		
SERVICING AND MAINTENANCE			
Servicing Frequency	Every 3 months		



AUSTRALIAN STANDARD – AS1546.3:2017

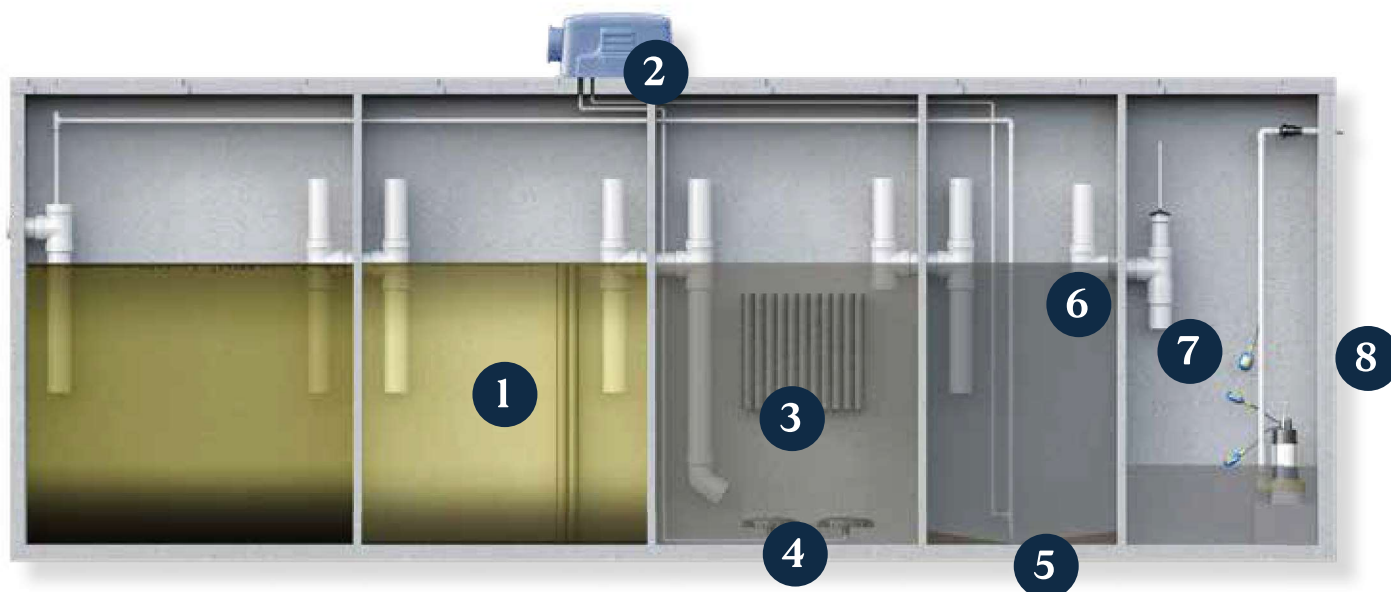
INFLUENT CRITERIA	AS1546.3:2017 42 Week Test*	AS1546.3:2017 Required Average
BOD ⁵	150 – 750mg/l	≥300mg/l
TSS	150 – 750mg/l	≥300mg/l
Total Nitrogen	20 – 150mg/l	≥60mg/l
Total Phosphorus	6 – 25mg/l	≥8mg/l
AS1546.3:2017 Advanced Secondary Quality Effluent		
EFFLUENT CRITERIA	90% of Samples	Maximum
BOD ⁵	≤10mg/l	≤20mg/l
TSS	≤10mg/l	≤20mg/l
E.coli	<≤10cfu/100ml	<≤30cfu/100ml

*34 Weeks + 8 Weeks Commissioning

ABSNR Advanced Secondary Treatment Systems with % Nutrient Reductions

	ABS 1350 NR (9EP)			ABS 2000 NR (13EP)		
TANK COMPLIANCE						
Tank Design & Testing (In Ground)	AS1546.1:2008			AS1546.1:2008		
Tank Design & Testing (Above Ground)	AS3735:2001			AS3735:2001		
EFFLUENT COMPLIANCE		AS1546.3:2017		AS1546.3:2017		
	Aust. Std	Av. Results	% Reduction	Aust. Std	Av. Results	% Reduction
Biochemical Oxygen Demand (BOD ⁵)	<10mg/l	1.63 mg/l	99.50%	<10mg/l	2.59 mg/l	99.20%
Total Suspended Solids (TSS)	<10mg/l	4.29 mg/l	98.90%	<10mg/l	5.63 mg/l	98.56%
E. Coli	<10cfu/100ml	0.95 cfu/100ml	99.99%	<10cfu/100ml	0.80 cfu/100ml	99.99%
Total Nitrogen (TN)	N/A	23.30 mg/l	66.90%	N/A	31.94 mg/l	54.70%
Total Phosphorus (TP)	N/A	8.56 mg/l	26.46%	N/A	8.76 mg/l	24.74%
Free Available Chlorine (FAC)	N/A	1.05 mg/l		N/A	0.80 mg/l	
Combined Nutrient Reduction (TN + TP)	N/A	93.36%		N/A	79.44%	
Operating Temperature	Min. -2°C Max. 45°C			Min. -2°C Max. 45°C		
TANK CAPACITY						
Poly	7,449L			7,449L		
Concrete Standard	9,320L			9,320L		
Concrete Tall 400	11,062L			11,062L		
Concrete Tall 600	11,770L			11,770L		
Operating Capacity	Concrete: 5,880L Poly: 5,908L			Concrete: 5,880L Poly: 5,908L		
EMERGENCY STORAGE						
Poly	1,541L			1,541L		
Concrete Standard	3,440L			3,440L		
Concrete Tall 400	5,182L			5,182L		
Concrete Tall 600	5,890L			5,890L		
Riser	No effect on emergency storage.			No effect on emergency storage.		
SYSTEM CHAMBER CAPACITIES		CONCRETE		POLY		
Primary Chamber	1,684L		1,646L		1,684L 1,646L	
Secondary Chamber	842L		881L		842L 881L	
Aeration Chamber	2,071L		2,053L		2,071L 2,053L	
Clarifier Chamber	662L		663L		662L 663L	
Irrigation Chamber	621L		665L		621L 665L	
Maximum Hydraulic Loading Capacity	1,350L per day		1,350L per day		2,000L per day 2,000L per day	
DESIGN PARAMETERS		PER DAY		PER PERSON/PER DAY		
Daily Flow	1,350L/ 9EP		150L		2,000L/ 13EP 150L	
Maximum Organic Loading (BOD ⁵)	630g		70g		910g 70g	
Total Suspended Solids (TSS)	630g		70g		910g 70g	
Total Nitrogen (TN)	135g		15g		195g 15g	
Total Phosphorus(TP)	22.5g		2.5g		32.5g 2.5g	
ELECTRICITY CONSUMPTION						
Kilowatt hours per day (kWh/d)	1.90			2.50		
Kilowatt hours per 1000L (kWh/1000L)	1.52			1.33		
SERVICING AND MAINTENANCE						
Servicing Frequency	Every 3 months			Every 3 months		

The New Taylex ABS Nutrient Reduction Systems.



New Developments in the Taylex ABS NR

1. Retention Bio Mass - Withholds excess solids, creating a clearer supernatant zone.
2. Larger 120L Blower - Allows for enhanced oxygenation of the aeration chamber.
3. Larger Aeration Bio Mass - Broader colony for Aerobic bacteria, amplifying digestion/treatment.
4. Dual-Disk Diffusers - Evenly disperses dissolved oxygen throughout the chamber.
5. Enhanced Sludge Recirculation - Removes fine particle solids from clarification chamber.
6. Taylex Filter Control (TFC) Patent Pending - Delivers a constant, stable flow to the irrigation chamber.
7. Precise Chlorination - Provides efficient disinfection and uses less chlorine per litre.

Importance of Nutrient Reduction

The ABS NR is tested to the Advanced Secondary Standard with a % Nutrient Reduction. Meaning that the treatment processes are more efficient in digesting and disposing of excess levels of potentially harmful elements, preventing them from entering and degrading the environment.

Nitrogen & Phosphorus are classified as Macronutrients and are key factors in plant growth and development. However, when excess levels of these nutrients (i.e. the levels found in wastewater) are added on top of what is naturally occurring it can put a substantial strain on the wider environment. Excess nutrients lead to stunted root/plant growth and in worst cases polluted groundwater and dead top soil.


Because of our nutrient reduction, this environmental strain is significantly minimised. Additionally the Land application areas (LAAs) required for Taylex ABS NR systems are substantially reduced.



ABS Advanced Secondary Treatment Systems 10EP+

	ABS 4200 (28EP)			ABS 5000 (33EP)		
TANK COMPLIANCE						
Tank Design & Testing (In Ground)	AS1546.1:2008			AS1546.1:2008		
Tank Design & Testing (Above Ground)	AS3735:2001			AS3735:2001		
EFFLUENT COMPLIANCE						
	AS1546.3:2017			AS1546.3:2017		
	Required	Av. Results	% Reduction	Required	Av. Results	% Reduction
Biochemical Oxygen Demand (BOD ⁵)	<10mg/l	1.07mg/l	99.7%	<10mg/l	1.07mg/l	99.7%
Total Suspended Solids (TSS)	<10mg/l	4.41mg/l	98.7%	<10mg/l	6.12mg/l	98.12%
E. Coli		0.32cfu/100ml	99.99%		0.41cfu/100ml	99.99%
Total Nitrogen (TN)	N/A	38.54mg/l	45.35%	N/A	45.68mg/l	37.21%
Total Phosphorus (TP)	N/A	9.64mg/l	13.72%	N/A	9.21mg/l	15.27%
Operating Temperature	Min. -2°C Max. 45°C			Min. -2°C Max. 45°C		
TANK CAPACITY						
Total Tank Capacity	22,124L			22,124L		
Operating Capacity	14,451L			14,451L		
Emergency Storage	7,673L			7,673L		
SYSTEM CHAMBER CAPACITIES						
Primary Chamber	2,350L			2,350L		
Primary Chamber 2	2,280L			2,280L		
Balance Chamber	1,490L			1,490L		
Sedimentation Chamber 1	640L			640L		
Sedimentation Chamber 2	850L			850L		
Aeration Chamber 1	2,200L			2,200L		
Aeration Chamber 2	2,110L			2,110L		
Clarifier Chamber 1	1,340L			1,340L		
Clarifier Chamber 2	570L			570L		
Chlorination Pump Well	621L			621L		
Maximum Hydraulic Loading Capacity	4,200L per day			5,000 per day		
DESIGN PARAMETERS		PER DAY	PER PERSON/PER DAY	PER DAY		PER PERSON/PER DAY
Daily Flow	4,200L/ 28EP		150L	5,000L/ 32EP		150L
Maximum Organic Loading (BOD ₅)	1,960g		70g	2,331g		70g
Total Suspended Solids (TSS)	1,960g		70g	2,331g		70g
Total Nitrogen (TN)	420g 100mg/l		15g	500g 100mg/l		15g
Total Phosphorus(TP)	70g 100mg/l		2.5g	83g 100mg/l		2.5g
ELECTRICITY CONSUMPTION						
Kilowatt hours per day (kWh/d)	5.16			6.16		
Kilowatt hours per 1000L (kWh/1000L)	1.35			1.36		
SERVICING AND MAINTENANCE						
Servicing Frequency	Every 3 months			Every 3 months		

The Taylex 4200/5000 system is a two tank, ten chamber system and is designed to treat wastewater from large domestic or suitable commercial dwellings up to 4200 or 5000 litres per day. Separating these processes into two tanks allows for more in-tank treatment time and produces effluent of a superior quality.



TANK 1

Tank 1 consists of two Primary Chambers (1), (2), a Balance Chamber (3) and two Sedimentation Chambers (4), (5). The main operational objective of this tank is to separate and refine wastewater to a degree that could not be achieved in a traditional one-tank system.

TANK 2

Tank 2 consists of two Aeration Chambers (6), (7), two Clarification Chambers (8), (9) and a Disinfection Chamber (10). The main operational objective of this tank is to polish and disinfect the wastewater. Most of the advanced treatment happens here and due to the size of this tank and the extended in-tank treatment time the wastewater will leave as clean, clear, environmentally safe water.

AUSTRALIAN STANDARD – AS1546.3:2017

INFLUENT CRITERIA	AS1546.3:2017 42 Week Test*	AS1546.3:2017 Required Average
BOD ⁵	150 – 750mg/l	≥300mg/l
TSS	150 – 750mg/l	≥300mg/l
Total Nitrogen	20 – 150mg/l	≥60mg/l
Total Phosphorus	6 – 25mg/l	≥8mg/l
EFFLUENT CRITERIA	AS1546.3:2017 Advanced Secondary Quality Effluent	
	90% of Samples	Maximum
BOD ⁵	≤10mg/l	≤20mg/l
TSS	≤10mg/l	≤20mg/l
E.coli	<≤10cfu/100ml	<≤30cfu/100ml

*34 Weeks + 8 Weeks Commissioning

Summary of Advanced Secondary Results

	ABS 1500 (10EP)		ABSNR 1350 (9EP)		ABSNR 2000 (13EP)	
EFFLUENT COMPLIANCE	AS1546.3:2017		AS1546.3:2017		AS1546.3:2017	
	Av. Results	% Reduction	Av. Results	% Reduction	Av. Results	% Reduction
Biochemical Oxygen Demand (BOD ⁵)	1.5 mg/l	99.59%	1.63mg/l	99.50%	2.59mg/l	99.20%
Total Suspended Solids (TSS)	7.6 mg/l	97.66%	4.29mg/l	98.90%	5.63mg/l	98.56%
E. Coli	1.4 cfu/ml	99.99%	0.95cfu/100ml	99.99%	0.80cfu/100ml	99.99%
Total Nitrogen (TN)	66 mg/l	11%	23.30mg/l	66.90%	31.94mg/l	54.70%
Total Phosphorus (TP)	10.19 mg/l	17.83%	8.56mg/l	26.46%	8.76mg/l	24.74%
Free Available Chlorine (FAC)	1.05 mg/l		1.05mg/l		0.80mg/l	
Servicing Frequency	Every 3 months		Every 3 months		Every 3 months	

Certificate of Compliance

	ABS 1500 (10EP)	ABS 1350 NR (9EP)	ABS 2000 NR (13EP)	ABS4200	ABS5000
Concrete	40/22	4382-3039-01	4384-3039-01	40/26	40/24
Poly	40/22	4386-3039-01	4388-3039-01	N/A	N/A

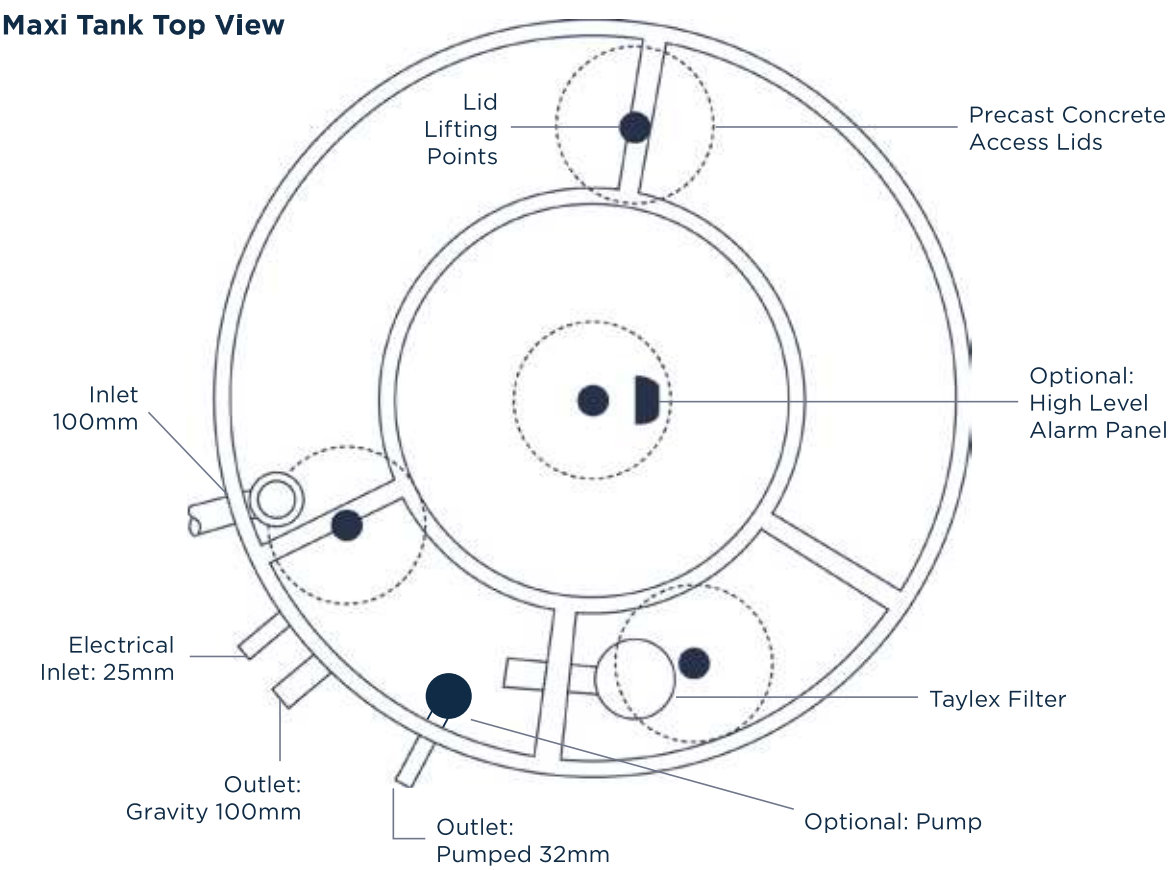
State Approvals

System	Operating Capacity	QLD	NSW	VIC	TAS	SA	WA	NT
ABS 1500	1500	18/2020-01	STS-AWTS049	40/22	DOC/20/89089	WWP-20069	F-AA-51817	2020/3459EH
PABS 1500	1500	18/2020-01	STS-AWTS050	40/22	DOC/20/89089	WWP-20068	F-AA-51817	2020/3459EH
ABS 1350 NR	1350	02/2023	STS-AWTS067	4382-3039-01	DOC/22/109242	WWP-20132	F-AA-51817	2023/4917EH
PABS 1350 NR	1350	06/2023	STS-AWTS068	4386-3039-01	DOC/22/109242	WWP-20132	F-AA-51817	2023/4917EH
ABS 2000 NR	2000	04/2023	STS-AWTS069	4384-3039-01	DOC/22/109449	WWP-20134	F-AA-51817	2023/4918EH
PABS 2000 NR	2000	08/2023	STS-AWTS070	4388-3039-01	DOC/22/109449	WWP-20134	F-AA-51817	2023/4918EH
ABS4200	4200	24/2021	40/26	40/26	N/A	WWP-20113	N/A	N/A
ABS5000	5000	N/A	40/24	40/24	DOC/22/102412	WWP-20082	F-AA-51817	2022/4255EH

Maxi Septic System

MAXI SEPTIC	CONCRETE	POLY
Height	2300mm	2500mm
Inlet Invert (from Base)	1530mm & 1830mm	1770mm
Tank Diameter	2440mm	2400mm x 2530mm
Operating Capacity	6300L	6066L
Maximum Dry Weight	6.1 T A concrete 'Tall' tank is also available.	450kg Allow 600kg as all tanks are water tested.

Maxi Tank Top View



Every Taylex Maxi Tank is covered by a full manufacturer warranty. There is a 15-year warranty on the pre-cast concrete and a one-year warranty* on all electrical and mechanical components. Warranty applies from the date of commissioning or 90 days from the date of purchase (whichever is sooner).

*12-months standard warranty on electrical components (pump + controller where fitted)

Servicing

Twelve months servicing is packaged with every Taylex wastewater system.

All home sewerage treatment systems are required to be serviced quarterly. Your local council will enforce these requirements. Systems may only be serviced by licensed wastewater service personnel. Contact your local accredited Taylex service agent or contact Taylex directly with any questions or enquiries about servicing your Taylex systems.



Servicing straight from the manufacturer

Fully licensed factory trained service technicians.



Discounted spare parts

Provide spare parts to current contract holders at a discounted rate.



Discounted call-outs

Prioritised and discounted emergency call-outs. After hours emergency phone support.



Fast 24hr response time

Technicians dedicated to your local area with a 24hr response time.



Friendly service and advice

Pre property purchase service and advice.



Council Requirements

We send your service reports to your local council on your behalf and ensure that all council reporting requirements are met.

Warranty

Every Taylex Wastewater Treatment System is covered by a full manufacturer's warranty.

There is a 15 year warranty* on all ABS concrete & Poly systems. There is also a three year* warranty on all electrical and mechanical components, including the irrigation pump (a 12 month standard warranty and a further 24 months extended warranty is available when you purchase your 2nd and 3rd year of service calls with a Taylex Accredited Service Agent). Warranties apply from the date of commissioning or 90 days from the date of purchase (whichever is sooner).

To ensure your warranty is valid, the following should be observed:

- **DO NOT** use system or allow wastewater to enter tanks before power services are available to the System and a Taylex Authorised specialist has been notified of pending occupancy of the property and has subsequently commissioned (activated) the system.
- **DO NOT** cover lids with soil.
- **DO NOT** position decking, concrete paths or driveways over System DO NOT allow surface water to enter the System by incorrect falls and landscaping around the system.
- **NEVER** turn the power off unless instructed to do so by your Service Agent.



This guarantee does not cover damage caused by misuse, neglect, failure to keep the unit clean and functional, accident, use of incorrect power supply, or repair or attempts to repair by unauthorised personnel. The benefits conferred by this warranty are in addition to all other rights and remedies in respect of the product which the consumer has under Australian Consumer Law.



*Terms and Conditions apply.



Taylex
WASTEWATER



**Head Office**

Taylex Australia Pty Ltd
56 Prairie Rd, Ormeau QLD 4208
ABN 43 646 051 989

Phone

07 3441 5200

TAYLEX.COM.AU